

# Part 1 (simplified) – Mozart Horn Concerto No. 4

Ocarina arrangement suitable for any same-pitch tuned instruments

1  $\text{♩} = 68$

1 2 3 4 5

5

1 2 3 4 5 6 7 8

9

1 2 3 4 5 6 7 8


13

1 2 3 4 5 6 7 8 9

17

1 2 3 4 5

Permission is granted to reproduce this arrangement for your own school use only, when supplied by Ocarina Workshop via the BBC. To discuss wider use, contact [admin@ocarina.co.uk](mailto:admin@ocarina.co.uk)

Oc-box™ Ocarina charts  are copyright © 1984 David and Christa Liggins and used under licence

copyright © 2015 Ocarina Workshop: [www.ocarina.co.uk](http://www.ocarina.co.uk)

21

Musical staff for measures 21-28. The staff is in treble clef with a key signature of one sharp (F#). The notes are: 21: G4, A4, B4, C5; 22: D5, E5, F#5, G5; 23: A5, B5, C6, D6; 24: E6, F#6, G6, A6; 25: B6, C7, D7, E7; 26: F#7, G7, A7, B7; 27: C8, D8, E8, F#8; 28: G8, A8, B8, C9. Fingering diagrams are shown below each measure.

26

Musical staff for measures 26-33. The staff is in treble clef with a key signature of one sharp (F#). The notes are: 26: G4, A4, B4, C5; 27: D5, E5, F#5, G5; 28: A5, B5, C6, D6; 29: E6, F#6, G6, A6; 30: B6, C7, D7, E7; 31: F#7, G7, A7, B7; 32: C8, D8, E8, F#8; 33: G8, A8, B8, C9. Fingering diagrams are shown below each measure.

30

Musical staff for measures 30-37. The staff is in treble clef with a key signature of one sharp (F#). The notes are: 30: G4, A4, B4, C5; 31: D5, E5, F#5, G5; 32: A5, B5, C6, D6; 33: E6, F#6, G6, A6; 34: B6, C7, D7, E7; 35: F#7, G7, A7, B7; 36: C8, D8, E8, F#8; 37: G8, A8, B8, C9. Fingering diagrams are shown below each measure.

34

Musical staff for measures 34-41. The staff is in treble clef with a key signature of one sharp (F#). The notes are: 34: G4, A4, B4, C5; 35: D5, E5, F#5, G5; 36: A5, B5, C6, D6; 37: E6, F#6, G6, A6; 38: B6, C7, D7, E7; 39: F#7, G7, A7, B7; 40: C8, D8, E8, F#8; 41: G8, A8, B8, C9. Fingering diagrams are shown below each measure.

38

Musical staff for measures 38-45. The staff is in treble clef with a key signature of one sharp (F#). The notes are: 38: G4, A4, B4, C5; 39: D5, E5, F#5, G5; 40: A5, B5, C6, D6; 41: E6, F#6, G6, A6; 42: B6, C7, D7, E7; 43: F#7, G7, A7, B7; 44: C8, D8, E8, F#8; 45: G8, A8, B8, C9. Fingering diagrams are shown below each measure.

# Part 1 – Mozart Horn Concerto No. 4

Ocarina arrangement suitable for any same-pitch tuned instruments

1  $\text{♩} = 68$

Musical notation for measures 1-4. Measure 1 is a whole rest. Measure 2 has a quarter rest followed by a quarter note. Measure 3 has a quarter note. Measure 4 has a quarter note. The ocarina charts below show fingerings for each note: [4 dots], [2 dots], [2 dots], [2 dots], [2 dots], [2 dots], [4 dots], [2 dots], [2 dots], [2 dots], [2 dots], [2 dots].

5

Musical notation for measures 5-8. Measure 5 has a quarter note. Measure 6 has a quarter note. Measure 7 has a quarter note. Measure 8 has a quarter note. The ocarina charts below show fingerings for each note: [2 dots], [2 dots], [2 dots], [2 dots], [2 dots], [2 dots], [4 dots], [4 dots], [4 dots], [4 dots], [4 dots], [2 dots], [2 dots], [2 dots], [2 dots], [2 dots], [2 dots], [2 dots], [2 dots], [2 dots], [2 dots].

9

Musical notation for measures 9-12. Measure 9 has a quarter note. Measure 10 has a quarter note. Measure 11 has a quarter note. Measure 12 has a quarter note. The ocarina charts below show fingerings for each note: [2 dots], [2 dots], [2 dots], [2 dots], [2 dots], [2 dots], [2 dots], [2 dots], [2 dots], [2 dots], [2 dots], [2 dots], [2 dots], [2 dots], [2 dots], [2 dots], [2 dots], [2 dots], [2 dots], [2 dots].


13

Musical notation for measures 13-16. Measure 13 has a quarter note. Measure 14 has a quarter note. Measure 15 has a quarter note. Measure 16 has a quarter note. The ocarina charts below show fingerings for each note: [2 dots], [2 dots], [2 dots], [2 dots], [2 dots], [2 dots], [2 dots], [2 dots], [2 dots], [2 dots], [2 dots], [2 dots], [2 dots], [2 dots], [2 dots], [2 dots], [2 dots], [2 dots], [2 dots], [2 dots].

17

Musical notation for measures 17-20. Measure 17 has a quarter note. Measure 18 has a quarter note. Measure 19 has a quarter note. Measure 20 has a quarter note. The ocarina charts below show fingerings for each note: [2 dots], [2 dots], [2 dots], [2 dots], [2 dots], [2 dots], [2 dots], [2 dots], [2 dots], [2 dots], [2 dots], [2 dots], [2 dots], [2 dots], [2 dots], [2 dots], [2 dots], [2 dots], [2 dots], [2 dots].

Permission is granted to reproduce this arrangement for your own school use only, when supplied by Ocarina Workshop via the BBC. To discuss wider use, contact [admin@ocarina.co.uk](mailto:admin@ocarina.co.uk)

Oc-box™ Ocarina charts  are copyright © 1984 David and Christa Liggins and used under licence

copyright © 2015 Ocarina Workshop: [www.ocarina.co.uk](http://www.ocarina.co.uk)

21

Fingering diagrams for staff 21: [2,3], [1,2], [2,3], [2,3], [1,2], [1,2], [2,3], [2,3], [2,3], [1,2], [1,2], [1,2]

26

Fingering diagrams for staff 26: [1,2], [1,2], [1,2], [2,3], [2,3], [2,3], [2,3], [2,3], [2,3], [2,3], [2,3], [1,2], [1,2], [1,2]

30

Fingering diagrams for staff 30: [2,3], [2,3], [2,3], [2,3], [2,3], [2,3], [1,2], [2,3], [2,3], [2,3], [2,3], [2,3], [2,3], [2,3], [1,2], [1,2], [1,2], [1,2], [1,2], [1,2]

34

Fingering diagrams for staff 34: [1,2], [1,2], [2,3], [2,3], [2,3], [2,3], [2,3], [2,3], [2,3], [2,3], [2,3], [2,3], [2,3], [2,3], [2,3], [2,3], [2,3], [2,3], [2,3], [2,3]

38

Fingering diagrams for staff 38: [2,3], [2,3], [1,2], [1,2], [1,2], [1,2], [2,3], [2,3], [2,3], [2,3], [2,3], [2,3], [2,3], [2,3], [2,3], [2,3], [2,3], [2,3], [2,3], [2,3]

# Part 2 – Mozart Horn Concerto No. 4

Ocarina arrangement suitable for any same-pitch tuned instruments

2

Finger charts for measures 2-9.

5

Finger charts for measures 5-14.

9

Finger charts for measures 9-12.


13

Finger charts for measures 13-16.

17

Finger charts for measures 17-26.

Permission is granted to reproduce this arrangement for your own school use only, when supplied by Ocarina Workshop via the BBC. To discuss wider use, contact [admin@ocarina.co.uk](mailto:admin@ocarina.co.uk)

Oc-box™ Ocarina charts  are copyright © 1984 David and Christa Liggins and used under licence

copyright © 2015 Ocarina Workshop: [www.ocarina.co.uk](http://www.ocarina.co.uk)

21

Musical staff for measures 21-25. The key signature is one sharp (F#). The staff contains five measures of music. Below the staff are 15 fingering diagrams, each consisting of a square box divided into four quadrants, representing fingerings for the four fingers of the right hand.

26

Musical staff for measures 26-29. The key signature is one sharp (F#). The staff contains four measures of music. Below the staff are 12 fingering diagrams, each consisting of a square box divided into four quadrants, representing fingerings for the four fingers of the right hand.

30

Musical staff for measures 30-34. The key signature is one sharp (F#). The staff contains five measures of music. Below the staff are 15 fingering diagrams, each consisting of a square box divided into four quadrants, representing fingerings for the four fingers of the right hand.

35

Musical staff for measures 35-38. The key signature is one sharp (F#). The staff contains four measures of music. Below the staff are 16 fingering diagrams, each consisting of a square box divided into four quadrants, representing fingerings for the four fingers of the right hand.

39

Musical staff for measures 39-42. The key signature is one sharp (F#). The staff contains four measures of music. Below the staff are 13 fingering diagrams, each consisting of a square box divided into four quadrants, representing fingerings for the four fingers of the right hand.

# Part 3 – Mozart Horn Concerto No. 4

Ocarina arrangement suitable for any same-pitch tuned instruments

3

Fingerings: [ ] [● ] [● ] [●●] [● ] [● ] [●●] [●●]

5

Fingerings: [ ] [● ] [● ] [●●] [● ] [● ] [●●] [●●]

9

Fingerings: [ ] [● ] [● ] [●●] [● ] [● ] [●●]


13

Fingerings: [ ] [● ] [● ] [●●] [● ] [● ] [●●]

17

Fingerings: [ ] [● ] [● ] [●●] [● ] [● ]

Permission is granted to reproduce this arrangement for your own school use only, when supplied by Ocarina Workshop via the BBC. To discuss wider use, contact [admin@ocarina.co.uk](mailto:admin@ocarina.co.uk)

Oc-box™ Ocarina charts  are copyright © 1984 David and Christa Liggins and used under licence

copyright © 2015 Ocarina Workshop: [www.ocarina.co.uk](http://www.ocarina.co.uk)

21

Musical staff 21, starting at measure 21. The staff contains a sequence of notes: G4, A4, B4, C5, B4, A4, G4, F#4, E4, D4, C4. Below the staff are 11 fingerings, each in a square box with four circles representing finger positions. The fingerings are: 1. (top-left, top-right, bottom-left, bottom-right) all black; 2. (top-left, top-right, bottom-left, bottom-right) all black; 3. (top-left, top-right, bottom-left, bottom-right) all black; 4. (top-left, top-right, bottom-left, bottom-right) all black; 5. (top-left, top-right, bottom-left, bottom-right) all black; 6. (top-left, top-right, bottom-left, bottom-right) all black; 7. (top-left, top-right, bottom-left, bottom-right) all black; 8. (top-left, top-right, bottom-left, bottom-right) all black; 9. (top-left, top-right, bottom-left, bottom-right) all black; 10. (top-left, top-right, bottom-left, bottom-right) all black; 11. (top-left, top-right, bottom-left, bottom-right) all black.

26

Musical staff 26, starting at measure 26. The staff contains a sequence of notes: G4, A4, B4, C5, B4, A4, G4, F#4, E4, D4, C4. Below the staff are 11 fingerings, each in a square box with four circles representing finger positions. The fingerings are: 1. (top-left, top-right, bottom-left, bottom-right) all black; 2. (top-left, top-right, bottom-left, bottom-right) all black; 3. (top-left, top-right, bottom-left, bottom-right) all black; 4. (top-left, top-right, bottom-left, bottom-right) all black; 5. (top-left, top-right, bottom-left, bottom-right) all black; 6. (top-left, top-right, bottom-left, bottom-right) all black; 7. (top-left, top-right, bottom-left, bottom-right) all black; 8. (top-left, top-right, bottom-left, bottom-right) all black; 9. (top-left, top-right, bottom-left, bottom-right) all black; 10. (top-left, top-right, bottom-left, bottom-right) all black; 11. (top-left, top-right, bottom-left, bottom-right) all black.

30

Musical staff 30, starting at measure 30. The staff contains a sequence of notes: G4, A4, B4, C5, B4, A4, G4, F#4, E4, D4, C4. Below the staff are 10 fingerings, each in a square box with four circles representing finger positions. The fingerings are: 1. (top-left, top-right, bottom-left, bottom-right) all black; 2. (top-left, top-right, bottom-left, bottom-right) all black; 3. (top-left, top-right, bottom-left, bottom-right) all black; 4. (top-left, top-right, bottom-left, bottom-right) all black; 5. (top-left, top-right, bottom-left, bottom-right) all black; 6. (top-left, top-right, bottom-left, bottom-right) all black; 7. (top-left, top-right, bottom-left, bottom-right) all black; 8. (top-left, top-right, bottom-left, bottom-right) all black; 9. (top-left, top-right, bottom-left, bottom-right) all black; 10. (top-left, top-right, bottom-left, bottom-right) all black.

35

Musical staff 35, starting at measure 35. The staff contains a sequence of notes: G4, A4, B4, C5, B4, A4, G4, F#4, E4, D4, C4. Below the staff are 15 fingerings, each in a square box with four circles representing finger positions. The fingerings are: 1. (top-left, top-right, bottom-left, bottom-right) all black; 2. (top-left, top-right, bottom-left, bottom-right) all black; 3. (top-left, top-right, bottom-left, bottom-right) all black; 4. (top-left, top-right, bottom-left, bottom-right) all black; 5. (top-left, top-right, bottom-left, bottom-right) all black; 6. (top-left, top-right, bottom-left, bottom-right) all black; 7. (top-left, top-right, bottom-left, bottom-right) all black; 8. (top-left, top-right, bottom-left, bottom-right) all black; 9. (top-left, top-right, bottom-left, bottom-right) all black; 10. (top-left, top-right, bottom-left, bottom-right) all black; 11. (top-left, top-right, bottom-left, bottom-right) all black; 12. (top-left, top-right, bottom-left, bottom-right) all black; 13. (top-left, top-right, bottom-left, bottom-right) all black; 14. (top-left, top-right, bottom-left, bottom-right) all black; 15. (top-left, top-right, bottom-left, bottom-right) all black.

39

Musical staff 39, starting at measure 39. The staff contains a sequence of notes: G4, A4, B4, C5, B4, A4, G4, F#4, E4, D4, C4. Below the staff are 12 fingerings, each in a square box with four circles representing finger positions. The fingerings are: 1. (top-left, top-right, bottom-left, bottom-right) all black; 2. (top-left, top-right, bottom-left, bottom-right) all black; 3. (top-left, top-right, bottom-left, bottom-right) all black; 4. (top-left, top-right, bottom-left, bottom-right) all black; 5. (top-left, top-right, bottom-left, bottom-right) all black; 6. (top-left, top-right, bottom-left, bottom-right) all black; 7. (top-left, top-right, bottom-left, bottom-right) all black; 8. (top-left, top-right, bottom-left, bottom-right) all black; 9. (top-left, top-right, bottom-left, bottom-right) all black; 10. (top-left, top-right, bottom-left, bottom-right) all black; 11. (top-left, top-right, bottom-left, bottom-right) all black; 12. (top-left, top-right, bottom-left, bottom-right) all black.



# Part 4 – Mozart Horn Concerto No. 4

Ocarina arrangement suitable for any same-pitch tuned instruments

4

Fingerings: [4,4], [4,4], [2,1], [4,4]

5

Fingerings: [1,1], [4,4], [2,1], [4,4]

9

Fingerings: [2,1], [4,4], [2,1], [2,1], [2,1]


13

Fingerings: [1,1], [2,1], [2,1], [4,4]

17

Fingerings: [1,1], [2,1], [4,4], [4,4]

Permission is granted to reproduce this arrangement for your own school use only, when supplied by Ocarina Workshop via the BBC. To discuss wider use, contact [admin@ocarina.co.uk](mailto:admin@ocarina.co.uk)

Oc-box™ Ocarina charts  are copyright © 1984 David and Christa Liggins and used under licence

copyright © 2015 Ocarina Workshop: [www.ocarina.co.uk](http://www.ocarina.co.uk)

21

Musical staff for measures 21-25. The key signature is one sharp (F#). The notes and their corresponding fingering diagrams are: 21: G4 (4 dots), A4 (4 dots), B4 (2 dots, 2 dots), C5 (2 dots, 2 dots); 22: D5 (4 dots), E5 (4 dots), F#5 (4 dots), G5 (4 dots); 23: A5 (4 dots), B5 (4 dots, 2 dots), C6 (4 dots, 2 dots); 24: D6 (4 dots), E6 (4 dots, 2 dots), F#6 (4 dots, 2 dots); 25: G6 (4 dots, 2 dots), A6 (4 dots, 2 dots), B6 (4 dots, 2 dots), C7 (4 dots, 2 dots).

26

Musical staff for measures 26-29. The key signature is one sharp (F#). The notes and their corresponding fingering diagrams are: 26: D6 (4 dots), E6 (4 dots), F#6 (4 dots), G6 (4 dots); 27: A6 (4 dots), B6 (4 dots), C7 (4 dots, 2 dots), D7 (4 dots, 2 dots); 28: E7 (4 dots, 2 dots), F#7 (4 dots, 2 dots), G7 (4 dots, 2 dots), A7 (4 dots, 2 dots); 29: B7 (4 dots, 2 dots), C8 (4 dots, 2 dots), D8 (4 dots, 2 dots), E8 (4 dots, 2 dots).

30

Musical staff for measures 30-34. The key signature is one sharp (F#). The notes and their corresponding fingering diagrams are: 30: F#5 (4 dots, 2 dots), G5 (4 dots, 2 dots), A5 (4 dots, 2 dots), B5 (4 dots, 2 dots); 31: C6 (4 dots, 2 dots), D6 (4 dots, 2 dots), E6 (4 dots, 2 dots), F#6 (4 dots, 2 dots); 32: G6 (4 dots, 2 dots), A6 (4 dots, 2 dots), B6 (4 dots, 2 dots), C7 (4 dots, 2 dots); 33: D7 (4 dots, 2 dots), E7 (4 dots, 2 dots), F#7 (4 dots, 2 dots), G7 (4 dots, 2 dots); 34: A7 (4 dots, 2 dots), B7 (4 dots, 2 dots), C8 (4 dots, 2 dots), D8 (4 dots, 2 dots).

35

Musical staff for measures 35-38. The key signature is one sharp (F#). The notes and their corresponding fingering diagrams are: 35: E6 (4 dots, 2 dots), F#6 (4 dots, 2 dots), G6 (4 dots, 2 dots), A6 (4 dots, 2 dots); 36: B6 (4 dots, 2 dots), C7 (4 dots, 2 dots), D7 (4 dots, 2 dots), E7 (4 dots, 2 dots); 37: F#7 (4 dots, 2 dots), G7 (4 dots, 2 dots), A7 (4 dots, 2 dots), B7 (4 dots, 2 dots); 38: C8 (4 dots, 2 dots), D8 (4 dots, 2 dots), E8 (4 dots, 2 dots), F#8 (4 dots, 2 dots).

39

Musical staff for measures 39-43. The key signature is one sharp (F#). The notes and their corresponding fingering diagrams are: 39: G8 (4 dots, 2 dots), A8 (4 dots, 2 dots), B8 (4 dots, 2 dots), C9 (4 dots, 2 dots); 40: D9 (4 dots, 2 dots), E9 (4 dots, 2 dots), F#9 (4 dots, 2 dots), G9 (4 dots, 2 dots); 41: A9 (4 dots, 2 dots), B9 (4 dots, 2 dots), C10 (4 dots, 2 dots), D10 (4 dots, 2 dots); 42: E10 (4 dots, 2 dots), F#10 (4 dots, 2 dots), G10 (4 dots, 2 dots), A10 (4 dots, 2 dots); 43: B10 (4 dots, 2 dots), C11 (4 dots, 2 dots), D11 (4 dots, 2 dots), E11 (4 dots, 2 dots).

# OCestra™ – Mozart Horn Concerto No. 4 – 3rd Movement

Ocarina arrangement suitable for any same-pitch tuned instruments

$\text{♩} = 68$

1

2


3

4

6

11

Permission is granted to reproduce this arrangement for your own school use only, when supplied by Ocarina Workshop via the BBC. To discuss wider use, contact [admin@ocarina.co.uk](mailto:admin@ocarina.co.uk)

Oc-box™ Ocarina charts  are copyright © 1984 David and Christa Liggins and used under licence

copyright © 2015 Ocarina Workshop: [www.ocarina.co.uk](http://www.ocarina.co.uk)

16

Musical score for measures 16-20. The horn part (top staff) begins with a melodic line in G major. The piano accompaniment consists of four staves. The first two staves play a rhythmic accompaniment of eighth and sixteenth notes. The last two staves play a bass line with occasional rests. Fingering diagrams are provided for each staff.

21

Musical score for measures 21-25. The horn part continues its melodic line. The piano accompaniment maintains its rhythmic pattern. Fingering diagrams are provided for each staff.

26

Musical score for measures 26-30. The horn part continues its melodic line. The piano accompaniment maintains its rhythmic pattern. Fingering diagrams are provided for each staff.

31

36

40

All four parts can be supplied individually in music-only and music-with-charts formats. A simplified melody is also included. Our thanks for this arrangement go to Anya Liggins and Douglas Coombes.