


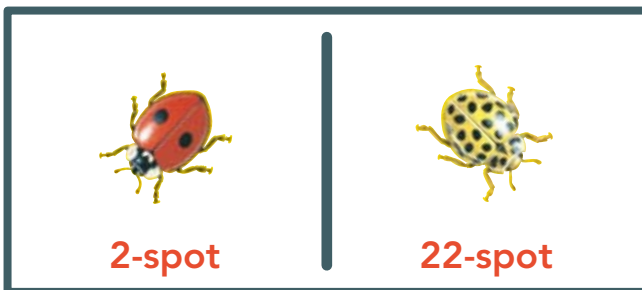



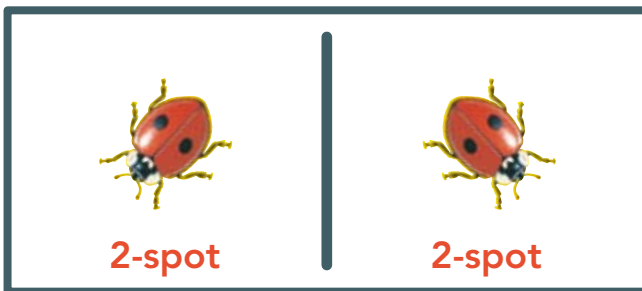














# Ladybird dominoes



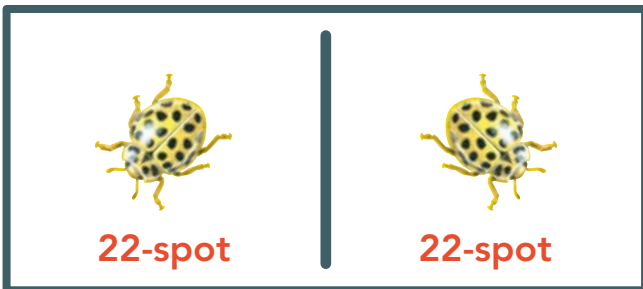




## Instructions:

1. Print off the three sheets.
2. Glue the sheets on to stiff card.
3. Cut out the 28 individual dominoes to make a set.
4. Play in the normal manner.





Illustrations courtesy RSPB, © Chris Shields and Andy Hamilton



Illustrations courtesy RSPB, © Chris Shields and Andy Hamilton